

**QUARTERLY REPORT OF REVENUE AND OTHER RECEIPTS**  
As at the Quarter Ending June 30, 2019

Department: DEPARTMENT OF SCIENCE AND TECHNOLOGY  
Agency/Entity: PHILIPPINE SCIENCE HIGH SCHOOL  
Operating Unit: MIMAROPA REGION CAMPUS  
Organization Code (UACS): 1901609015  
Fund Cluster: 01 - REGULAR AGENCY FUND

CLASSIFICATION / SOURCES OF REVENUE AND OTHER RECEIPTS	UACS Code	REVENUE TARGET (Annual)	ACTUAL REVENUE AND OTHER RECEIPTS/COLLECTIONS					CUMULATIVE REMITTANCE /DEPOSITS TO DATE			VARIANCE		Remarks
			1st Quarter	2nd Quarter	3rd Quarter	4th Quarter	TOTAL	Remittance to BTr	Deposited with AGDB	Total	Amount	%	
1	2	3	4	5	6	7	8=(4+5+6+7)	9	10	11=(9+10)	12=(8-3)	13 = (12 / 3)	14
<b>A. General Fund (formerly Fund 101)</b>													
<b>A.1. Revenue Collections</b>		<b>156,000.00</b>	<b>50,620.00</b>	<b>73,404.57</b>	-	-	<b>124,024.57</b>	<b>124,024.57</b>	-	<b>124,024.57</b>	<b>(31,975.43)</b>	<b>-20%</b>	
<b>A.1.1. Cash Revenue</b>		<b>156,000.00</b>	<b>50,620.00</b>	<b>73,404.57</b>	-	-	<b>124,024.57</b>	<b>124,024.57</b>	-	<b>124,024.57</b>	<b>(31,975.43)</b>	<b>-20%</b>	
<b>Tax</b>		-	-	-	-	-	-	-	-	-	-	-	
Income Tax-Individual	4010101001	-	-	-	-	-	-	-	-	-	-	-	
Value Added Tax	4010303001	-	-	-	-	-	-	-	-	-	-	-	
Expanded Value Added Tax	4010303002	-	-	-	-	-	-	-	-	-	-	-	
Immigration Tax	4010104000	-	-	-	-	-	-	-	-	-	-	-	
Import Duties		-	-	-	-	-	-	-	-	-	-	-	
Documentary Stamp Tax		-	-	-	-	-	-	-	-	-	-	-	
<b>Non-Tax</b>		156,000.00	50,620.00	73,404.57	-	-	124,024.57	124,024.57	-	124,024.57	(31,975)	-20%	
Permit Fees		-	-	-	-	-	-	-	-	-	-	-	
Registration Fees		-	-	-	-	-	-	-	-	-	-	-	
Franchising Fees		-	-	-	-	-	-	-	-	-	-	-	
Passport and Visa Fees		-	-	-	-	-	-	-	-	-	-	-	
Miscellaneous Income (e.g. liquidated damages, pro		156,000.00	50,620.00	73,404.57	-	-	124,024.57	124,024.57	-	124,024.57	(31,975)	-20%	
<b>A.1.2. Non Cash Revenue</b>		-	-	-	-	-	-	-	-	-	-	-	
<b>Tax</b>		-	-	-	-	-	-	-	-	-	-	-	
Tax Remittance Advance (TRA) (For BIR and BOC only)		-	-	-	-	-	-	-	-	-	-	-	
Income Tax-Individual	4010101001	-	-	-	-	-	-	-	-	-	-	-	
Value Added Tax	4010303001	-	-	-	-	-	-	-	-	-	-	-	
Expanded Value Added Tax	4010303002	-	-	-	-	-	-	-	-	-	-	-	
Custom Duties and Taxes (TEF)		-	-	-	-	-	-	-	-	-	-	-	
BTr Documentary Stamp Tax		-	-	-	-	-	-	-	-	-	-	-	
<b>Non-Tax</b>		-	-	-	-	-	-	-	-	-	-	-	
<b>Collections effected through outright deductions from claims</b>		-	-	-	-	-	-	-	-	-	-	-	
Miscellaneous Income (e.g. liquidated damages)		-	-	-	-	-	-	-	-	-	-	-	
<b>A.2. Non Revenue Collections/Other Receipts</b>		-	<b>5,591.20</b>	<b>209,480.80</b>	-	-	<b>215,072.00</b>	<b>215,072.00</b>	-	<b>215,072.00</b>	<b>215,072.00</b>		
<b>A.2.1. Cash Receipts</b>		-	<b>5,591.20</b>	<b>209,480.80</b>	-	-	<b>215,072.00</b>	<b>215,072.00</b>	-	<b>215,072.00</b>	<b>215,072.00</b>		
<b>Others</b>		-	<b>5,591.20</b>	<b>209,480.80</b>	-	-	<b>215,072.00</b>	<b>215,072.00</b>	-	<b>215,072.00</b>	<b>215,072.00</b>		
Refund of Cash Advance		-	5,591.20	209,480.80	-	-	215,072.00	215,072.00	-	215,072.00	215,072.00		
Refund of Overpayments		-	-	-	-	-	-	-	-	-	-	-	
Disallowances		-	-	-	-	-	-	-	-	-	-	-	
Restitution of loss		-	-	-	-	-	-	-	-	-	-	-	
Others (e.g. AWOP)		-	-	-	-	-	-	-	-	-	-	-	
<b>A.2.2. Non-Cash Receipts</b>		-	-	-	-	-	-	-	-	-	-	-	
<b>Collections effected through outright deductions from claims</b>		-	-	-	-	-	-	-	-	-	-	-	
Overpayment of Expenses		-	-	-	-	-	-	-	-	-	-	-	
Disallowances		-	-	-	-	-	-	-	-	-	-	-	
Restitution of loss		-	-	-	-	-	-	-	-	-	-	-	
Others (e.g. AWOP)		-	-	-	-	-	-	-	-	-	-	-	
<b>TOTAL</b>		<b>156,000.00</b>	<b>56,211.20</b>	<b>282,885.37</b>	-	-	<b>339,096.57</b>	<b>339,096.57</b>	-	<b>339,096.57</b>	<b>183,096.57</b>	<b>117%</b>	

75

**QUARTERLY REPORT OF REVENUE AND OTHER RECEIPTS**  
 As at the Quarter Ending June 30, 2019

Department: DEPARTMENT OF SCIENCE AND TECHNOLOGY  
 Agency/Entity: PHILIPPINE SCIENCE HIGH SCHOOL  
 Operating Unit: MIMAROPA REGION CAMPUS  
 Organization Code (UACS): 1901609015  
 Fund Cluster: 02 - FOREIGN ASSISTED PROJECTS FUND

CLASSIFICATION / SOURCES OF REVENUE AND OTHER RECEIPTS	UACS Code	REVENUE TARGET (Annual)	ACTUAL REVENUE AND OTHER RECEIPTS/COLLECTIONS					CUMULATIVE REMITTANCE /DEPOSITS TO DATE			VARIANCE		Remarks
			1st Quarter	2nd Quarter	3rd Quarter	4th Quarter	TOTAL	Remittance to BTr	Deposited with AGDB	Total	Amount	%	
1	2	3	4	5	6	7	8=(4+5+6+7)	9	10	11=(9+10)	12=(8-3)	13 = (12 / 3)	14
<b>B. Foreign Assisted Project Fund (Fund Cluster Code 02)</b>													
<b>B.1. Revenue Collections</b>		-	-	-	-	-	-	-	-	-	-	-	
<b>B.1.1. Cash Revenue</b>			NONE										
Tax													
Non Tax													
Interest Income													
Miscellaneous Income (e.g. liquidated damages, proceeds from sale of unserviceable PPE, etc.)													
<b>B.1.2. Non-Cash Revenue</b>		-	-	-	-	-	-	-	-	-	-	-	
Tax													
Non-Tax													
Collections effected through outright deductions from claim													
Miscellaneous Income (e.g. liquidated damages)													
<b>B.2. Non-Revenue Collections/Other Receipts</b>		-	-	-	-	-	-	-	-	-	-	-	
<b>B.2.1. Cash Receipts</b>													
Others													
Refund of Cash Advance													
Refund of Overpayments													
Disallowances													
Restitution of loss													
Others (e.g. AWOP)													
<b>B.2.2. Non-Cash Receipts</b>													
Collections effected through outright deductions from claims													
Overpayment of Expenses													
Disallowances													
Restitution of loss													
Others (e.g. AWOP)													
<b>TOTAL</b>		-	-	-	-	-	-	-	-	-	-	-	

**QUARTERLY REPORT OF REVENUE AND OTHER RECEIPTS**  
As at the Quarter Ending June 30, 2019

Department: DEPARTMENT OF SCIENCE AND TECHNOLOGY

Agency/Entity: PHILIPPINE SCIENCE HIGH SCHOOL

Operating Unit: MIMAROPA REGION CAMPUS

Organization Code (UACS): 1901609015

Fund Cluster: 03 - SPECIAL ACCOUNTS - LOCALLY FUNDED/ DOMESTIC GRANTS FUND

CLASSIFICATION / SOURCES OF REVENUE AND OTHER RECEIPTS	UACS Code	REVENUE TARGET (Annual)	ACTUAL REVENUE AND OTHER RECEIPTS/COLLECTIONS					CUMULATIVE REMITTANCE /DEPOSITS TO DATE			VARIANCE		Remarks
			1st Quarter	2nd Quarter	3rd Quarter	4th Quarter	TOTAL	Remittance to BTr	Deposited with AGDB	Total	Amount	%	
1	2	3	4	5	6	7	8=(4+5+6+7)	9	10	11=(9+10)	12=(8-3)	13 = (12 / 3)	14
<b>C. Special Accounts - Locally Funded/ Domestic Grants Fund</b>													
<b>C.1. Revenue Collections</b>													
<b>C.1.1. Cash Revenue</b>													
<b>Tax</b>													
Motor Vehicle User's Charge	4010402000	-	-	-	-	-	-	-	-	-	-	-	-
Fire Code Tax		-	-	-	-	-	-	-	-	-	-	-	-
<b>Non Tax</b>													
Share from National Wealth		-	-	-	-	-	-	-	-	-	-	-	-
Income from Grants and Donations in Cash		-	-	-	-	-	-	-	-	-	-	-	-
Miscellaneous Income (e.g. liquidated damages, proceeds from sale of unserviceable PPE, etc.)		-	-	-	-	-	-	-	-	-	-	-	-
<b>C.1.2. Non-Cash Revenue</b>													
Collections effected through outright deductions from claim		-	-	-	-	-	-	-	-	-	-	-	-
Miscellaneous Income (e.g. liquidated damages)		-	-	-	-	-	-	-	-	-	-	-	-
<b>C.2. Non-Revenue Collections/Other Receipts</b>													
<b>C.2.1. Cash Receipts</b>													
<b>Others</b>													
Refund of Cash Advance		-	-	-	-	-	-	-	-	-	-	-	-
Refund of Overpayments		-	-	-	-	-	-	-	-	-	-	-	-
Disallowances		-	-	-	-	-	-	-	-	-	-	-	-
Restitution of loss		-	-	-	-	-	-	-	-	-	-	-	-
Others (e.g. AWOP)		-	-	-	-	-	-	-	-	-	-	-	-
<b>C.2.2. Non-Cash Receipts</b>													
<b>Collections effected through outright deductions from claims</b>													
Overpayment of Expenses		-	-	-	-	-	-	-	-	-	-	-	-
Disallowances		-	-	-	-	-	-	-	-	-	-	-	-
Restitution of loss		-	-	-	-	-	-	-	-	-	-	-	-
Others (e.g. AWOP)		-	-	-	-	-	-	-	-	-	-	-	-
<b>TOTAL</b>		-	-	-	-	-	-	-	-	-	-	-	-

75

**QUARTERLY REPORT OF REVENUE AND OTHER RECEIPTS**  
As at the Quarter Ending June 30, 2019

Department: DEPARTMENT OF SCIENCE AND TECHNOLOGY  
Agency/Entity: PHILIPPINE SCIENCE HIGH SCHOOL  
Operating Unit: MIMAROPA REGION CAMPUS  
Organization Code (UACS): 1901609015

Fund Cluster: 04 - SPECIAL ACCOUNTS - FOREIGN ASSISTED/ FOREIGN GRANTS FUND

CLASSIFICATION / SOURCES OF REVENUE AND OTHER RECEIPTS	UACS Code	REVENUE TARGET (Annual)	ACTUAL REVENUE AND OTHER RECEIPTS/COLLECTIONS					CUMULATIVE REMITTANCE /DEPOSITS TO DATE			VARIANCE		Remarks
			1st Quarter	2nd Quarter	3rd Quarter	4th Quarter	TOTAL	Remittance to BTr	Deposited with AGDB	Total	Amount	%	
1	2	3	4	5	6	7	8=(4+5+6+7)	9	10	11=(9+10)	12=(8-3)	13 = (12 / 3)	14
<b>D. Special Accounts - Foreign Assisted/ Foreign Grants Fund (Fund Cluster Code 04)</b>													
<b>D.1. Revenue Collections</b>													
<b>D.1.1. Cash Revenue</b>													
Interest Income		-	NONE	-	-	-	-	-	-	-	-	-	-
Income from Grants and Donations in Cash		-	-	-	-	-	-	-	-	-	-	-	-
<b>D.1.2. Non-Cash Revenue</b>													
Collections effected through outright deductions from claim		-	-	-	-	-	-	-	-	-	-	-	-
Miscellaneous Income (e.g. liquidated damages)		-	-	-	-	-	-	-	-	-	-	-	-
<b>D.2. Non-Revenue Collections/Other Receipts</b>													
<b>D.2.1. Cash Receipts</b>													
<b>Others</b>													
Refund of Cash Advance		-	-	-	-	-	-	-	-	-	-	-	-
Refund of Overpayments		-	-	-	-	-	-	-	-	-	-	-	-
Disallowances		-	-	-	-	-	-	-	-	-	-	-	-
Restitution of loss		-	-	-	-	-	-	-	-	-	-	-	-
Others (e.g. AWOP)		-	-	-	-	-	-	-	-	-	-	-	-
<b>D.2.2. Non-Cash Receipts</b>													
<b>Collections effected through outright deductions from claims</b>													
Overpayment of Expenses		-	-	-	-	-	-	-	-	-	-	-	-
Disallowances		-	-	-	-	-	-	-	-	-	-	-	-
Restitution of loss		-	-	-	-	-	-	-	-	-	-	-	-
Others (e.g. AWOP)		-	-	-	-	-	-	-	-	-	-	-	-
<b>TOTAL</b>		-	-	-	-	-	-	-	-	-	-	-	-

**QUARTERLY REPORT OF REVENUE AND OTHER RECEIPTS**  
 As at the Quarter Ending June 30, 2019

Department: DEPARTMENT OF SCIENCE AND TECHNOLOGY  
 Agency/Entity: PHILIPPINE SCIENCE HIGH SCHOOL  
 Operating Unit: MIMAROPA REGION CAMPUS  
 Organization Code (UACS): 1901609015  
 Fund Cluster: 05 - INTERNALLY GENERATED FUNDS (Retained Income)

CLASSIFICATION / SOURCES OF REVENUE AND OTHER RECEIPTS	UACS Code	REVENUE TARGET (Annual)	ACTUAL REVENUE AND OTHER RECEIPTS/COLLECTIONS					CUMULATIVE REMITTANCE /DEPOSITS TO DATE			VARIANCE		Remarks
			1st Quarter	2nd Quarter	3rd Quarter	4th Quarter	TOTAL	Remittance to BTr	Deposited with AGDB	Total	Amount	%	
1	2	3	4	5	6	7	8=(4+5+6+7)	9	10	11=(9+10)	12=(8-3)	13 = (12 / 3)	14
<b>E. Internally Generated Funds (Fund Cluster Code 05)</b>													
<b>E.1. Revenue Collections</b>		-											
<b>E.1.1. Cash Revenue</b>			NONE										
School Fees													
Hospital Fees													
<b>E.1.2. Non-Cash Revenue</b>													
Collections effected through outright deductions from claim													
Miscellaneous Income (e.g. liquidated damages)													
<b>E.2. Non-Revenue Collections/Other Receipts</b>													
<b>E.2.1. Cash Receipts</b>													
<b>Others</b>													
Refund of Cash Advance													
Refund of Overpayments													
Disallowances													
Restitution of loss													
Others (e.g. AWOP)													
<b>E.2.2. Non-Cash Receipts</b>													
<b>Collections effected through outright deductions from claims</b>													
Overpayment of Expenses													
Disallowances													
Restitution of loss													
Others (e.g. AWOP)													
<b>TOTAL</b>													

**QUARTERLY REPORT OF REVENUE AND OTHER RECEIPTS**  
As at the Quarter Ending June 30, 2019

Department: DEPARTMENT OF SCIENCE AND TECHNOLOGY  
Agency/Entity: PHILIPPINE SCIENCE HIGH SCHOOL  
Operating Unit: MIMAROPA REGION CAMPUS  
Organization Code (UACS): 1901609015  
Fund Cluster: 06 - BUSINESS RELATED FUNDS (Revolving Funds)

CLASSIFICATION / SOURCES OF REVENUE AND OTHER RECEIPTS	UACS Code	REVENUE TARGET (Annual)	ACTUAL REVENUE AND OTHER RECEIPTS/COLLECTIONS					CUMULATIVE REMITTANCE /DEPOSITS TO DATE			VARIANCE		Remarks
			1st Quarter	2nd Quarter	3rd Quarter	4th Quarter	TOTAL	Remittance to BTr	Deposited with AGDB	Total	Amount	%	
1	2	3	4	5	6	7	8=(4+5+6+7)	9	10	11=(9+10)	12=(8-3)	13 = (12 / 3)	14
<b>F. Business Related Funds/ Revolving Funds (Fund Cluster Code 06)</b>													
<b>F.1. Revenue Collections</b>		-	-	-	-	-	-	-	-	-	-	-	
<b>F.1.1. Cash Revenue</b>		NONE											
Seminar/Training Fees													
Income from Hostels/Dormitories and Other Like Facilities													
Income from Printing and Publication													
<b>F.1.2. Non-Cash Revenue</b>		-	-	-	-	-	-	-	-	-	-	-	
Collections effected through outright deductions from claim													
Miscellaneous Income (e.g. liquidated damages)													
<b>F.2. Non-Revenue Collections/Other Receipts</b>		-	-	-	-	-	-	-	-	-	-	-	#DIV/0!
<b>F.2.1. Cash Receipts</b>													#DIV/0!
<b>Others</b>													
Refund of Cash Advance													
Refund of Overpayments													
Disallowances													
Restitution of loss													
Others (e.g. AWOP)													
<b>D.2.2. Non-Cash Receipts</b>													
<b>Collections effected through outright deductions from claims</b>													
Overpayment of Expenses													
Disallowances													
Restitution of loss													
Others (e.g. AWOP)													
<b>TOTAL</b>		-	-	-	-	-	-	-	-	-	-	-	#DIV/0!

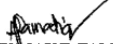
75

**QUARTERLY REPORT OF REVENUE AND OTHER RECEIPTS**  
As at the Quarter Ending June 30, 2019


Department: DEPARTMENT OF SCIENCE AND TECHNOLOGY  
Agency/Entity: PHILIPPINE SCIENCE HIGH SCHOOL  
Operating Unit: MIMAROPA REGION CAMPUS  
Organization Code (UACS): 1901609015  
Fund Cluster: 07 - TRUST RECEIPTS

CLASSIFICATION / SOURCES OF REVENUE AND OTHER RECEIPTS	UACS Code	REVENUE TARGET (Annual)	ACTUAL REVENUE AND OTHER RECEIPTS/COLLECTIONS					CUMULATIVE REMITTANCE /DEPOSITS TO DATE			VARIANCE		Remarks
			1st Quarter	2nd Quarter	3rd Quarter	4th Quarter	TOTAL	Remittance to BTr	Deposited with AGDB	Total	Amount	%	
1	2	3	4	5	6	7	8=(4+5+6+7)	9	10	11=(9+10)	12=(8-3)	13 = (12 / 3)	14
<b>G. Trust Receipts (Fund Cluster 07)</b>													
<b>G.1. Inter-Agency Transferred Funds (IATF) Deposited</b>		-	-	-	-	-	-	-	-	-	-	-	
Due to NGAs		-	-	-	-	-	-	-	-	-	-	-	
Due to LGUs		-	-	-	-	-	-	-	-	-	-	-	
Due to GOCCs		-	-	-	-	-	-	-	-	-	-	-	
<b>G.2. Other Trust Receipts Deposited with the National T</b>		-	-	159,912.25	-	-	159,912.25	159,912.25	-	159,912.25	159,912.25		
Retention Fee		-	-	-	-	-	-	-	-	-	-	-	
Performance Bond		-	-	99,912.25	-	-	99,912.25	99,912.25	-	99,912.25	99,912.25		
Bail Bonds		-	-	-	-	-	-	-	-	-	-	-	
Others (Proceeds from sale of bid docs)		-	-	60,000.00	-	-	60,000.00	60,000.00	-	60,000.00	60,000.00		
<b>G.3. Trust Receipts Deposited with Authorized Governm</b>		140,000.00	139,185.37	-	-	-	139,185.37	-	139,185.37	139,185.37	(814.63)	-1%	
Proceeds from sale of Bid Documents		140,000.00	139,185.37	-	-	-	139,185.37	-	139,185.37	139,185.37	(814.63)	-1%	
Donations for Disaster Risk Reduction and Management Program		-	-	-	-	-	-	-	-	-	-	-	
Other Trust Liabilities (Please specify)		-	-	-	-	-	-	-	-	-	-	-	
<b>TOTAL</b>		140,000.00	139,185.37	159,912.25	-	-	299,097.62	159,912.25	139,185.37	299,097.62	159,097.62	114%	

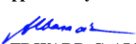
Certified Correct:

  
IVY MAY F. FAMATIGA  
Accountant II  
Date: 7/12/2019

Recommending Approval By:

  
MERIAM F. FALLAR  
FAD Chief  
Date: 7/12/2019

Approved By:

  
EDWARD C. ALBARACIN  
Director III  
Date: 7/12/2019